

6K/8K Series

DIRECT VENT GAS FIREPLACES

HEAT & GLO®



6K/8K Series



The 6K/8K Series from Heat & Glo® is the best-selling mid-range gas fireplace ever. A remarkable balance of flame, glow and ambiance, the 6K/8K Series offers the look and feel of a traditional fire with the design-forward technology of voice control and heat management.

You'll enjoy a luxury fireplace feel with the exceptionally large viewing area. The premium true-to-life logs above the glow of an appealing ember bed are so realistic, your friends may ask to add another log to the fire. All this and more will quickly make a place in front of this fire your favorite spot in the house.

Whether your home is traditional, modern or transitional, the 6K/8K Series gas fireplace has a style to suit you. Multiple on-trend front styles feature ClearVue™ screen technology that ensures a safe experience with an exceptional view. Choices of interior brick patterns, black glass and hand-crafted logs fit any home décor.



Cover: 6KX with Birch Logs

Above: 8KX-TG shown with Tranquil Greige interior panels, Forge front and Ozark mantel shelf with Ebony stain

Left: 8KX-CU shown with Calm Umber interior panels, Loft front, Blue Tundra marble surround and Malone mantel



See it burn!

6K/8K Series

PRODUCT DETAILS

AESTHETICS

- 36" and 42" widths in four models including a Modern unit for a contemporary feel
- Five interior panel options and six decorative front designs
- Standard and high definition Log Options including Oak and Birch
- Virtually invisible anti-reflective glass provides a clear visual of the fire
- LED ember bed and & LED backlighting create ambiance

COMFORT & CONVENIENCE

- Enhanced safety with the IntelliFire Touch Ignition System™
- Easy control with touchscreen remote, wireless wall switch or app
- Heat Management puts the heat where you want it, when you want it
- Dynamic Thermostat tapers flames with rising temps to maintain comfort level
- Variable speed fan disperses heat throughout the room

8K Modern shown with reflective black glass interior panels, driftwood logs, Portrait front with Vintage Copper trim, passive heat and white non-combustible mantel shelf



K

BLACK METAL INTERIOR
BLACK FOLIO FRONT
STANDARD DEFINITION
OAK LOGS



KL

SERENE JUTE INTERIOR
BRONZE CHAPEL FRONT
STANDARD DEFINITION
OAK LOGS



KX

MATTE BLACK
GLASS INTERIOR
PORTRAIT FRONT
BIRCH LOGS



KX

CALM UMBER INTERIOR
FORGE FRONT
HIGH DEFINITION
OAK LOGS



AESTHETIC COMPARISON	KX	KL	K
Sizes	36" & 42"	36" & 42"	36" & 42"
Decorative Fronts & Finishes	14	14	14
LED Back Lighting	✓	✓	N/A
LED Ember Bed Lights	✓	N/A	N/A
Virtually Invisible Glass	✓	N/A	N/A
High Definition Logs	✓	N/A	N/A

COMFORT & CONVENIENCE COMPARISON	KX	KL	K
Electronic Ignition	✓	✓	✓
Smart Home Capable	✓	✓	✓
Heat Management Ready	✓	✓	✓
Touchscreen Remote with Dynamic Thermostat	✓	✓	*
Variable Speed Fan	✓	*	*

* Optional



INTERIOR OPTIONS

PANELS



SERENE JUTE



CALM UMBER



TRANQUIL GREIGE



MATTE BLACK GLASS



REFLECTIVE BLACK GLASS

MEDIA FOR MODERN FIREPLACES



CRYSTAL GLASS



COPPER GLASS



SMOKED GLASS



GRAPHITE GLASS



DRIFTWOOD LOGS



STONES


FRONTS



FOLIO

Casual, simple design blends the fireplace into its surroundings.

Available in Black



STUDIO

Simplistic styling has an elegant feel with clean lines that fit any home décor.

Available in Black, Gun Metal and New Bronze



PORTRAIT

Bridges modern and traditional designs with its chic profile and plated trim.


Available in Black with trim in Burnished Brass, Vintage Copper or Satin Nickel



LOFT with ClearVue™ mesh

Elements of farmhouse and country continue to evolve into many interior design styles.


Available in Black, Gun Metal and New Bronze



CHAPEL with ClearVue™ mesh

A beautiful arch created by heavy 3-D square bars portrays a refined traditional look.

Available in Black, Gun Metal and New Bronze




FORGE with ClearVue™ mesh


A hammered forged look is tried and true as a high-end look for your traditional fireplace.

Available in natural finish

FINISHES



BLACK




GUN METAL




NEW BRONZE


PORTRAIT TRIM COLORS



BURNISHED BRASS



SATIN NICKEL



VINTAGE COPPER

Left: K Modern shown with reflective black glass interior panels, smoked and crystal glass media and driftwood logs



CONTROLS

INTELLIFIRE APP

All the features of a remote control with an app installed on your smart device. Monitor your fire from anywhere or even control it with the sound of your voice. IntelliFire is compatible with voice assistants Amazon Alexa and Google Assistant.



TOUCHSCREEN REMOTE

Features: on/off, flame height adjustment, fan speed, lights adjustment, thermostat mode, room temperature readout, child lock, timer mode, battery backup, cold climate mode, power vent, wall docking station (fan, lights and power vent are dependent on your fireplace).



WIRELESS WALL SWITCH

Features: on/off, battery strength indicator, cold climate mode



Left: 6KX-BI-BIR shown with Birch logs, Reflective Black Glass interior panels and Portrait front with Satin Nickel trim

Right: 6KL-TG shown with Tranquil Greige interior panels and Black Studio front



HEAT MANAGMENT SOLUTIONS

PASSIVE HEAT™

Disperse heat naturally (no fan) into the room, lowering surface temperatures so you can place a TV or artwork just 12" above the fireplace. Choose side, front or open-wall registers.



Side Register



Front Register



Open-wall Register

HEAT-ZONE® TECHNOLOGY

Draw heat from your fireplace to another room in your home. Redirect up to 50% of the heat, while reducing wall temperatures above the fireplace.



HEAT-OUT® TECHNOLOGY

Draw heat from your fireplace and direct it outside. Redirect up to 40% of the heat while reducing wall temperatures above the fireplace.



KEY TECHNOLOGIES



INTELLIFIRE TOUCH IGNITION SYSTEM

IntelliFire Touch is our most advanced intermittent-pilot ignition (IPI) system, making operating your appliance simple, smart and safe. Select the IntelliFire app, touch-screen remote control or wireless wall switch for the solution that fits your lifestyle.



DIRECT VENT TECHNOLOGY

Direct Vent fireplaces remove 100% of combustion exhaust and odors outside of the home. These sealed fireplaces provide optimal heat, conserve energy and ensure clean, safe indoor air quality.

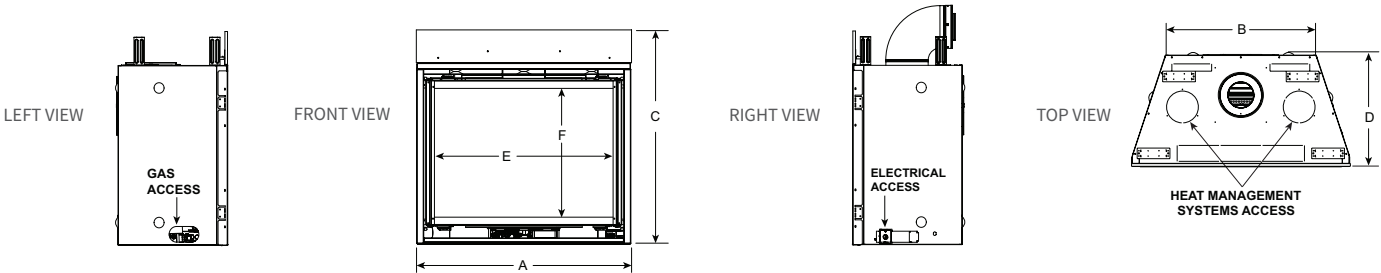
Right: 8KL-SJ shown with Serene Jute interior panel and New Bronze Chapel front



SPECIFICATIONS

6/8 K-KL-KX

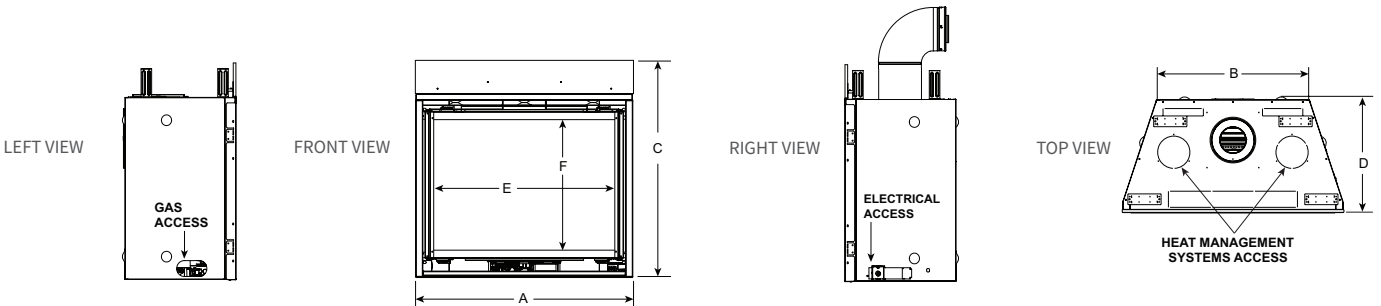
MODEL	FRONT WIDTH (A)		BACK WIDTH (B)		HEIGHT (C)		DEPTH (D)		VIEWING AREA (E X F)
	UNIT	FRAMING	UNIT	FRAMING	UNIT	FRAMING	UNIT	FRAMING	
6K-KL-KX	41" (1041)	42" (1067)	28-3/8" (721)	42" (1067)	40-7/8" (1038)	40-1/8" (1019)	21-7/16" (545)	22" (559)	34-1/4" X 24-3/4" (870 X 629)
8K-KL-KX	48-1/16" (1221)	49" (1245)	35-3/8" (899)	49" (1245)	42-7/8" (1089)	42-1/8" (1070)	21-7/16" (545)	22" (559)	41-1/4" X 26-11/16" (1048 X 678)



BTUs	NG	LP
6K	16,000 - 30,000	17,000 - 29,000
6KL	18,000 - 35,000	18,000 - 34,000
6KX	22,000 - 40,000	21,000 - 40,000
8K	19,000 - 35,000	17,000 - 34,000
8KL	20,000 - 40,000	22,000 - 40,000
8KX	23,000 - 45,000	23,000 - 44,000

6/8 MODERN

MODEL	FRONT WIDTH (A)		BACK WIDTH (B)		HEIGHT (C)		DEPTH (D)		VIEWING AREA (E X F)
	UNIT	FRAMING	UNIT	FRAMING	UNIT	FRAMING	UNIT	FRAMING	
6K MODERN	41" (1041)	42" (1067)	28-3/8" (721)	42" (1067)	40-7/8" (1038)	40-1/8" (1019)	21-7/16" (545)	22" (559)	34-1/4" X 24-3/4" (870 X 629)
8K MODERN	48-1/16" (1221)	49" (1245)	35-3/8" (899)	49" (1245)	42-7/8" (1089)	42-1/8" (1070)	21-7/16" (545)	22" (559)	41-1/4" X 26-11/16" (1048 X 678)



BTUs	NG	LP
6MOD	17,000 - 34,000	17,000 - 29,000
8MOD	18,000 - 36,000	18,000 - 34,000

Dimensions are in inches and millimeters. Product information is not complete and is subject to change without notice. Product installation must adhere strictly to instructions shipped with product. We recommend measuring individual units at installation. NOTE: Combustible material should not cover the face. Refer to installation manual for detailed specifications on installing this product. Hearth & Home Technologies reserves the right to update units periodically. Actual product appearance, including flame, may differ from product images.

For complete information on this model, please contact us at:



Web: heatnglo.com
Phone: (888) 427-3973

- [facebook.com/HeatandGlo](https://www.facebook.com/HeatandGlo)
- twitter.com/HeatandGlo
- [youtube.com/HeatandGlo](https://www.youtube.com/HeatandGlo)

HNG-1179U-0623



Learn More
Traditional



Learn More
Modern

LIMITED LIFETIME WARRANTY¹
The strongest in the industry, Heat & Glo provides a limited lifetime warranty on the most important aspects: firebox and heat exchanger.

1: For full warranty details see heatnglo.com
Fireplace glass and other surfaces get extremely HOT and can cause severe burns if touched. Do not remove the protective safety screen from the front of the glass. Keep a safe distance away. To learn more visit www.heatnglo.com/fireplace-safety

Google, YouTube and Google Home are trademarks of Google LLC. Amazon, Alexa, and all related logos are trademarks of Amazon.com, Inc. or its affiliates.

