



Real Fyre • 2016 Vented Collection Catalog • R H Peterson Co.

RH  PETERSON co.

PREMIUM GAS LOG SETS  
**Vented Collection**



CRAFTED WITH PRIDE  IN THE USA



Real Fyre® Charred Majestic Gas Logs pictured in an Estate series fireplace by Lennox



**In the chill of the season, family and friends gather around the comfort of the fireplace, making your home aglow with life.**

There's nothing quite like savoring a steaming cup of coffee or a robust glass of wine in front of a fireplace completed with the beautiful glow created by a Real Fyre® gas log set.

Available in more than 40 authentic styles, all Real Fyre® Gas Log sets are handcrafted, hand painted, and look stunningly realistic. From active natural flames down to a glowing bed of lifelike embers, the Real Fyre® Vented Collection is designed to fully complete your fireplace. Real Fyre® Gas Logs replicate the beauty of a wood fire with the convenience and cleanliness of gas. However if a more contemporary look is what you seek, Real Fyre® Glass, Gems and Diamond Nuggets can turn your hearth into the pinnacle of modern chic. With companion accessories such as remote controls, pine cones, acorns, additional branches, and many other items, you can further enhance the beauty and practicality of your hearth. Real Fyre® Gas Logs are certified / listed to national standards, and come with the best warranty in the industry.

Real Fyre® has been providing comfort, convenience and enjoyment for homes for over 65 years. Experience the vented collection from Real Fyre® and enjoy the splendor and warmth of a wood fire while dramatically reducing air pollutants. Burning Real Fyre® Gas Logs instead of wood preserves precious forest resources for generations to come. Experience Real Fyre® ...

... What a Fire is Meant To Be™



# G52 RADIANT FYRE BURNER SYSTEM



Sizes 18"-30"



Charred Evergreen Oak (ENO)






Sizes 18"-30"

Charred Evergreen Split Oak (ENS)

## NEW G52 RADIANT FYRE BURNER SYSTEM

With enticing dancing flames, you can feel the warmth of the Peterson Real Fyre® G52 Radiant Fyre Gas log systems. Molded with an exclusive fiber enhanced refractory ceramic mixture, these handcrafted logs showcase the crisp Charred Evergreen Oak & Charred Evergreen Split Oak bark detail, and they glow and radiate better than burning wood!



Model Shown: G52-18/20-2VT

### Key Features

- Exclusive **stainless steel booster grid** acts as a catalyst to increase the intensity of the fire and the glow of the logs
- Dual-tiered burner system uses **fewer BTU's** while retaining a higher, robust fire with dancing flames
- Hidden controls under the burner for a **compact footprint** to fill your fireplace with flame
- Multiple control options include:
  - Electronic valve with Intermittent Pilot Ignition (IPI) and variable flame height control via remote (-2VT)\*
  - Electronic valve with Intermittent Pilot Ignition (IPI) and on/off remote control (-02)\*
  - Millivolt valve with standing pilot and variable flame height control via remote (-17)\*
  - Manual valve with standing pilot (-A)
  - Match-lit (Natural Gas only)
- For use with Natural Gas or Propane
- Burner available in 18/20" & 24/30" sizes
- Compatible with our unique **fiber enhanced ceramic refractory mix** Charred Evergreen Oak (ENO) and Charred Evergreen Split Oak (ENS) gas logs; in sizes 18/20", 24" and 30"

\*May be used in Manual Mode

Sizes 18"-39"



Mountain Crest Oak (MCO)

Sizes 18"-39"




Mountain Crest Split Oak (MCS)

## NEW G31 3-TIERED BURNER SYSTEM

The New Real Fyre® G31 three(3)-tiered burner system creates high and full-bodied flame...while using fewer BTU's than other vented burner systems. This burner has 2 specially designed log sets...**PLUS** it is also compatible with 6 additional gas log sets from the Real Fyre® Vented Collection.

### Key Features

- **3-Tiered burner** design for high, full-bodied flame
- Compact footprint to fill your fireplace
- Uses **fewer BTU's** than other vented burners
- Porcelainized **reflective front panel**
- Multiple control options include:
  - Electronic valve with Intermittent Pilot Ignition (IPI) and variable flame height control via remote (-2VT)\*
  - Electronic valve with Intermittent Pilot Ignition (IPI) and on/off remote control (-02)\*
  - Millivolt valve with standing pilot and variable flame height control via remote (-17)\*
  - Manual valve with standing pilot (-A)
  - Match-lit (Natural Gas only)
- For use with Natural Gas or Propane
- Burner available in 18/20", 24/30" & 33/39" sizes
- Exclusively designed log sets include: Mountain Crest Oak (MCO) and Mountain Crest Split Oak (MCS); sizes 18/20", 24", 30", 33" & 39"
- Burner system also **compatible with 6 additional gas log sets** from the Charred Series Vented Collection (see next page)



Model Shown: G31-24/30-17

\*May be used in Manual Mode



# G31 COMPATIBLE CHARRED GAS LOG SETS

Sizes 18"-30"



Sizes 18"-30"



Charred Angel Oak (CHNA) w/G31

Charred Angel Split Oak (CHNS) w/G31

Sizes 18"-30"

Charred American Oak (CHAO) w/G31

Sizes 18"-30"

Charred Oak (CHD) w/G31

Sizes 24"-36"

Charred Royal English Oak (CHB) w/G31

Sizes 18"-36"

Charred Split (CHS) w/G31

Charred Series



# CHARRED SERIES

Like an artist who can bring the beauty of nature to life, Real Fyre® artisans work from real wood samples to meticulously recreate the intricate bark detail and natural coloration of deeply charred wood. The burned-thru centers of the resulting log sets—from the Charred American Oak to the Charred Majestic Oak—reveal the brilliance and fiery heart of a robust, long-burning fire.

The Charred Series from Real Fyre® experience the pinnacle of realism...  
...so real you can almost smell the wood.



*Charred American Oak (CHAO) pictured in an Estate series fireplace by Lennox*

Sizes 18"-30"



Charred Northern (CHN)

Sizes 16"-30"



Charred Oak (CHD)

Sizes 18"-30"



Charred Red Oak (CHRED)

Sizes 24"-36"



Pioneer Oak (PN)

Sizes 18"-30"



Charred Forest Oak (CHF)

Sizes 18"-36"



Charred Split (CHS)



# CHARRED SERIES

Sizes 24"-36"



Charred Grizzly Oak (CHGO)

Sizes 24"-72"



Charred Majestic Oak (CHMJ)

Sizes 18"-42"



Charred Royal English Oak (CHB)

Sizes 18"-30"



Charred Cedar (CHCR)

Sizes 18"-30"



Charred Rugged Split Oak (CHFRSO)

Sizes 16"-30"



Burnt Rustic Oak (HCHR)

Sizes 18"-30"



Burnt Split Oak (HCHS)

Sizes 18"-30"



Charred Oak Stack (CHDS)

Sizes 18"-30"



Charred American Oak (CHAO)





Royal English Oak (BD) pictured



# DESIGNER SERIES

These hand painted originals, modeled from real wood samples, add a touch of elegance to your home. The quality and design of the Real Fyre® Designer Series capture the realism, texture and subtle nuance of nature's handiwork.

Experience the Designer Series from Real Fyre® and enjoy what's worth remembering.

Sizes 18"-36"



Split Oak Designer Plus (SDP)

Sizes 18"-30"



Red Oak (RED)

Sizes 16"-42"



Rustic Oak Designer (HRD)

Sizes 18"-42"



Royal English Oak Designer (BD)

Sizes 18"-30"



Forest Oak (FO)



DESIGNER SERIES

Sizes 18"-30"



Mountain Birch (MBW)

Sizes 18"-30"



Western Campfire (WCF)

Sizes 18"-30"



White Birch (W)

Sizes 18"-30"



Woodstack (WS)

Sizes 18"-30"



Woodland Oak (WO)



DESIGNER SERIES



Sizes 18"-30"



Rugged Split Oak (RRSO)

Sizes 18"-30"



American Oak (AO)

Sizes 18"-30"



Coal Grate (V)

Sizes 12"-60"



Golden Oak Designer Plus (RDP)

Sizes 18"-30"



Split Oak (S)



# CLASSIC SERIES

Since originating the gas log set over 65 years ago, Real Fyre® has grown to offer the broadest selection of log sets to enhance the home, and the most innovative technologies to safeguard the environment. Through it all, the Classic Series has withstood the test of time with traditional favorites, like Golden Oak, which will always be in style.

Experience the Classic Series from Real Fyre® and experience what's new again.



*Rugged Oak (RRO) pictured*

Sizes 12"-42"



Golden Oak (FO)

Sizes 18"-30"



Rugged Oak (RRO)

Sizes 16"-42"



Rustic Oak (HRO)

Sizes 18"-36"



Coastal Driftwood (CDR)

Sizes 18"-42"



Royal English Oak (REO)

Sizes 18"-30"



Post Oak (PO)





*Mammoth Pine (MPEC) pictured*

## SPECIALTY SERIES - LARGE SETS

Unique in their design and purpose, the specialty sets are crafted to meet the needs of specific fireplace types. Now, whatever the experience you hope to spark, Real Fyre® can make it a reality. Experience a Specialty Set from Real Fyre® and experience what's special.

Sizes 24"-60"



Mammoth Pine (MPEC) \*Compatible with Epic Burner only\*

Large Sizes 60" and 72"



Charred Majestic Oak (CHMJ)



# SPECIALTY SERIES - SEE-THRU SETS

Sizes 18"-30"



Charred American Oak See-Thru (CHAO-2)

Sizes 18"-30"



Rugged Split Oak See-Thru (RRSO-2)

Sizes 12"-60"



Golden Oak Designer Plus See-Thru (RDP-2)

Sizes 18"-30"



American Oak See-Thru (AO-2)

Sizes 18"-30"



Charred Rugged Split Oak See-Thru (CHRRSO-2)

Sizes 16"-30"



Charred Oak See-Thru (CHD-2)

## Additional See-Thru Sets (not pictured):

- Charred Royal English Oak See-Thru (CHB-2) Sizes 18"-42"
- Split Oak Designer Plus See-Thru (SDP-2) Sizes 18"-36"
- Mountain Birch See-Thru (MBW-2) Sizes 18"-30"
- Golden Oak See-Thru (R-2) Sizes 12"-42"



## SPECIALTY SERIES - SMALL SETS

For those more intimate gatherings around a smaller hearth, we offer the Small Sets Series. Ideal for smaller wood-burning fireplaces or where reduced gas usage is desirable. These carefully crafted log sets are anything but small when it comes to the rich ambiance they will bring into your home.

Experience the Small Sets Series from Real Fyre®. Only 9½" deep, and 12" rear width, these sets provide a large radiant flame with just 39,000 BTU's.



*Rustic Oak Designer (HRD) pictured.*



Sizes 12"-19"

Golden Oak Designer Plus (RDP)



Sizes 12"-19"

Golden Oak (R)



Size 16"-19"

Charred Oak (CHD)



Size 16"

Rustic Oak Designer (HRD)



Size 16"

Rustic Oak (HR)



Size 16"

Burnt Rustic Oak (HCHP)



# CONTEMPORARY SERIES - FYRE SPHERES

Beautiful Fyre Spheres provide a contemporary alternative to traditional gas logs. These 4" and 5" robust spheres are a striking addition to your fireplace. Wonderfully displayed in the P45 Dual Pan Burner System which creates a dynamic flame pattern enveloping the spheres.

Color choices include: Epic Black Finish & Graystone Finish.



Sizes 18"-30"

Epic Black Fyre Spheres (FSx-\*\*-EB) †

## P45 BURNER



P45 Burner with  
Manual Valve & Standing Pilot

### KEY FEATURES INCLUDE:

- Tapered pan design with **dual burner** creates a dynamic flame pattern
- **Legs** to elevate burner pan...(or leave the pan on the floor for more rustic appearance)
- **Multiple control options include:**
  - Automatic valve with standing pilot, variable flame height and remote control (-17)
  - Manual valve with standing pilot and variable flame height (-A)
  - Match lit (Natural Gas only)
- Three sizes of burner systems (18", 24" & 30") to fit most wood-burning fireplaces
- Available for use with Natural Gas or Propane
- May also be used with Fyre Glass, Fyre Gems, Diamond Nuggets and certain gas log sets



Sizes 18"-30"

Graystone Fyre Spheres (FSx-\*\*-GS) †

† x = sphere size - 4" or 5", \*\* = set size - 18", 24" or 30"



Shown with Diamond Nuggets (GLD-\*\*-C)

### Optional Decorative Fenders



**FF-04**  
Cast Iron Fender

**FF-05**  
S.S. Nest Fender



# CONTEMPORARY SERIES - GEO SHAPES & RIVER ROCK




Assorted Geo Shapes shown with Gold Reflective Fyre Glass

## GEO SHAPES

All Geo Shape Sets are available in one of three distinct colors: Terracotta, Ivory, and Slate. Most Geo Shape sets are available in a combination of 2 large and 2 small or can be ordered as just 2 large or just 2 small.



**GEO-SS-4**  
Spheres



**GEO-TT-4**  
Tetras



**GEO-HI-4**  
Domes



**GEO-PI-4**  
Pyramids



**GEO-DS-4**  
Diamonds



**GEO-CI-4**  
Cones



**GEO-OT-2**  
Obelisks

## RIVER ROCK FYRE STONES

A new addition to the River Rock Collection, the 20-pc. Designer River Rock Fyre Stones, (hand speckled) to more closely represent the texture and color palette of real river stones.

The 10-pc River Rock set can be ordered as an assorted combination of three available colors (Ivory, Terracotta or Slate) or as a set of a single color.



**STN-20**  
20-pc. Designer River Rock Fyre Stones



**STN-10**  
10-pc. Assorted River  
Rock Fyre Stones



**STN-10T**  
10-pc. Terracotta River  
Rock Fyre Stones



**STN-10S**  
10-pc. Slate River  
Rock Fyre Stones



**STN-10I**  
10-pc. Ivory River  
Rock Fyre Stones

See page 29 for burner systems for use with the Real Fyre® Geo Shapes and River Rock Fyre Stones.





*Gold Reflective Fyre Glass (GL-HR) pictured*



# FYRE GLASS

Crushed Fyre Glass shines radiantly throughout your entire fireplace and creates a brilliant fire as flames reflect off the Fyre Glass' multi-faceted surfaces. It is fully tempered "toughened" glass - fire tested up to 1200°F by Peterson's accredited laboratory. Fyre Glass is formulated to stay as radiant as the first day it's installed and can tolerate extreme temperatures without melting or discoloring. Choose one or several of our many available colors to customize your fireplace, or outdoor fire feature.

## Fyre Glass



Azuria (GL-\*\*-F)



Black (GL-\*\*-B)



Bronze (GL-\*\*-Z)



Caribbean Blue (GL-\*\*-N)



Clear (GL-\*\*-C)



Emerald (GL-\*\*-E)



Sapphire (GL-\*\*-S)



Star Fyre (GL-\*\*-W)

## Reflective Fyre Glass



Azuria Rfl. (GL-\*\*-FR)



Black Rfl. (GL-\*\*-BR)



Bronze Rfl. (GL-\*\*-ZR)



Caribbean Blue Rfl. (GL-\*\*-NR)



Copper Rfl. (GL-\*\*-QR)



Emerald Rfl. (GL-\*\*-ER)



Gold Rfl. (GL-\*\*-HR)



10 lb. Jar (GL-10J-\*\*)

Available in a 5 lb bag, a 7.5 lb bag, a 10 lb bag, a 10 lb jar, or a 40 lb. container.

NOTE: DUE TO THE MANUFACTURING PROCESS, THE COLOR VARIATION AND COLOR DENSITY WILL VARY AMONG THE FYRE GLASS.



# FYRE GEMS

Fyre Gems are designed so that your fireplace will glow and sparkle in a sea of vibrant, glistening flame. Their rounded and smooth surfaces reflect the fire providing a unique hearth experience. Each Fyre Gem is approximately 5/8" in diameter and is manufactured to withstand the extreme heat and temperature variations in the fireplace without melting or discoloring. Choose one, or several of our many available colors to customize your fireplace or outdoor fire feature.



Black Granite (GLG-\*\*-B)



Black Pearl (GLG-\*\*-J)



Blue Topaz (GLG-\*\*-I)



Champagne (GLG-\*\*-D)



Deep Amber (GLG-\*\*-A)



Emerald (GLG-\*\*-E)



Glacier (GLG-\*\*-C)



Mint (GLG-\*\*-M)



Sapphire (GLG-\*\*-S)

Available in a 5 lb bag, a 7.5 lb bag, a 10 lb bag, a 10 lb jar, or a 40 lb. container.

*NOTE: DUE TO THE MANUFACTURING PROCESS, THE COLOR VARIATION AND COLOR DENSITY WILL VARY AMONG THE FYRE GEMS.*



10 lb. Jar (GLG-10J-\*\*-B)



# DIAMOND NUGGETS

The newest shapes in contemporary glass are the new Diamond Nuggets. With a unique brilliance, distinct from any other, Real Fyre's® icy Diamond Nuggets set the standard in contemporary chic. These crystal-like oversized nuggets radiate a clean, modern feel and are available in seven glittering colors.



Clear Diamond Nuggets (GLD-C)



Clear (GLD-\*\*-C)



Steel Blue (GLD-\*\*-SB)



Rosé (GLD-\*\*-R)



Emerald (GLD-\*\*-E)



Pacific Blue (GLD-\*\*-PB)

*Also see page 29 for burner systems for use with the Real Fyre® Diamond Nuggets*



Deep Black (GLD-\*\*-DB)



Black Luster (GLD-\*\*-BL)



10 lb. Jar (GLD-10J-\*\*)

Available in a 5 lb bag, a 7.5 lb bag, a 10 lb bag, a 10 lb jar, or a 40 lb. container.  
*NOTE: DUE TO THE MANUFACTURING PROCESS, THE COLOR VARIATION AND COLOR DENSITY WILL VARY AMONG THE DIAMOND NUGGETS.*



# FYREBACKS

The Real Fyre® collection of Fyrebacks are specially designed to augment the flame reflection in your fireplace while providing a functional backdrop for your fire logs or Contemporary Alternative products. Contemporary or traditional styling available in either satin stainless steel, polished stainless steel, black porcelain, or a polished rose gold finish. Whether you're trying to make a dramatic statement or an understated one, Real Fyre® has the Fyreback that's perfect for any hearth.

Sizes 18"-36"



Shown with Split Designer Plus Logs

Polished Rose Gold Fyreback (FBSG-24)

SATIN STAINLESS STEEL



FBS-24



FBC-24

POLISHED STAINLESS STEEL



FBSP-24



FBCP-24

POLISHED ROSE GOLD



FBSG-24



FBCG-24

BLACK PORCELAIN



FBSB-24



FBCB-24



Satin Stainless Steel Fyreback shown



Black Porcelain Fyreback shown

Available in 18", 24", 30", and 36" sizes.



# G22 VENTED CONTEMPORARY BURNER SYSTEM

Sizes 18"-30"



G22-GL-24 shown with Copper Reflective Fyre Glass (GL-\*\*-QR) in the burner with a base of Star Fyre Glass (GL-\*\*-W)


## feature highlights

- All Stainless Steel construction
- Burner with elevated tapered platform and mirrored front and back panels provides a modern look
- Burns cleanly with glass/gems directly on burner ports providing a beautiful sea of flames
- Extra high, extra deep flame appearance
- Ideal for indoor or outdoor use
- Automatic pilot with remote for easy on/off control
- Can be accessorized on the front with additional Fyre Glass or Fyre Gems
- Burner can ONLY be used in vented applications



Also available with a beautiful Rose Gold front panel

## UNIQUELY DESIGNED VENTED SYSTEM



Available with either:  
Match-lit Valve. (Natural Gas only)  
or  
Electronic ignition on/off remote  
control with no standing pilot. (-01)

Aesthetically pleasing front  
glass panel uniquely designed  
to maintain the integrity of the  
flame pattern.

Mirrored panel in the front of the G22 designed to  
magnificently reflect a Fyre Glass, Fyre Gem, or a Diamond  
Nugget base to add further depth and beauty to this  
contemporary burner.



# PREMIUM ACCESSORIES

Create a cozy and elegant environment in your home with Real Fyre® Gas Logs. To further enhance your hearth, select from an array of additional branches, wood chunks, acorns and pine cones.

AC-6 Acorns & WCRD-1 Woodchip Ring shown



**PC-4**  
Designer Pine Cones



**AC-6**  
Acorns



**PCW-4**  
Wilderness Pine Cones



**WOODCHIPS:**  
**WCH-6** Charred  
**WC-6** Designer



**CHC-01**  
Charred Series Chunk



**BR-17**  
17" Oak Branch



**SD-BONUS**  
Designer Bonus Logs



**SS-BONUS**  
Split Bonus Logs



**BDC-4**  
Charred Branches



**BR-2**  
9" Oak Branches



**WCRD-1**  
Woodchip Ring



**WCD-36**  
36-Pc. Designer Wood Chunks





**CS-10**  
Select White Sand  
(10 lb. bag)



**LF-15**  
Vermiculite Granules



**LF-10**  
Lava-Fyre Granules  
(10 lb. bag)



**LFC-10**  
Lava-Fyre Coals  
(10 lb. bag)



**VS-3**  
Lava-Fyre Volcanic Stones



**EM-1**  
Ember Glow



**EM-1S**  
Super Embers  
Includes Bryte Coals



**EM-11**  
Bryte Coals



**WCDC-1**  
Wood Chunk Decor Cover  
Hides remote receiver or crackler



**PCDC-1**  
Pine Cone Decor Cover  
Hides remote receiver or crackler



**CHEC-1**  
Charred Valve Cover



**WCEC-1**  
Designer Valve Cover



**GL-1**  
Glowing Ember Adhesive



Log Lighters (Natural Gas only)  
• **LG-1** Rigid Single Gas log lighter  
• **LL-1** Gasaver Single Gas log lighter  
• **LC-1** 14" Cast Iron log lighter



**FF-04**  
Cast Iron Fender (18", 24", 30")  
For all gas log sets



**AV-30**  
Straight Line Gas Valve  
with Key

## DECOR PACKS



**DP-2**  
Decor Pack



**DP-5**  
Decor Pack



**DP-7**  
Decor Pack  
Featuring Bryte Coals



**HDK-1**  
Decor Pack



**RK-1**  
Refresh Kit  
(Natural Gas)



# COMPLETE BURNER SYSTEM

All of our Gas Logs are Steel Reinforced  
for longer life.



(CHAO-Charred American Oak shown)



Steel Grate



Glowing Embers



Burner Pan  
(G45-24 shown)



Optional Control Valves  
(SPK-26 shown)

White Sand (NG)  
or  
Vermiculite (LP)



# BURNER SYSTEMS



## Glowing Ember Burner Systems (G4 & GX4)\*

With dancing flames and a glowing ember bed, the G4 & GX4 are compatible with most Real Fyre® Log Styles and controls. The GX4 features a heavy-duty grate. RGA-72 Certified for Natural and Propane gas.



## Triple T Burner Systems (G45 & GX45)\*

These specialized RGA-72, and ANSI Standard Certified (with controls pre-assembled at the factory) burner systems, accentuate the front flame and the ember bed. Compatible with most Real Fyre® log styles and controls. The GX45 Burner Kit features a heavy-duty grate. In Natural or Propane gas.



## Advanced Glowing Ember Burner Systems (G46)\*

This patented system features hidden installed controls, piezo ignition and lively flames and embers with less BTU's (fuel consumption). ANSI Standard Certified for Natural or Propane gas. Compatible with most Real Fyre® Log styles.



## Pan Burner Systems (P & PB)\*

With Unique burner design for Real Fyre® Gas Logs (P Series) or Contemporary Alternatives Options (PB Series), these burner systems allow flames to erupt over the entire pan. Ideal also for see-thru, peninsula or island fireplaces. Available for Natural or Propane gas.



## Glass and Gems Burner Kit (G45-GL)

The G45-GL burner creates an enchanting flame picture when used with Fyre Gems and Fyre Glass. Use sand or vermiculite as the base and save on the amount of glass or gems required. Elevated platform provides the maximum effect of the reflective nature of these products and spread the flame for ultimate beauty and warmth.



## Stainless Steel Triple T Burner Systems (G45-GL-\*\*-SS)

This specialized burner system accentuates the front flame and embers of the log set and is compatible with most Real Fyre® log styles and controls. ANSI standard certified systems, with controls pre-assembled at the factory, are available. For Natural or Propane gas. Optional stainless steel grate is available. \*\*= size of burner



## Tapered Dual Pan Burner (P45)\*

This burner system is designed for use with the new Fyre Spheres, Glass Media and certain gas log sets. Three sizes (18", 24" & 30") in tapered design to fill the fireplace.



## Triple T See-Thru Burner System (G45-2)\*

The G45-2 see-thru burner system is designed to fit see-thru, peninsula or island fireplaces. Available with multiple factory installed control options or as a match lit system for Natural or Propane gas.



## Glass and Gems Burner (G45-2-GL)

This Glass and Gems see-thru burner system is specially engineered to provide flames that offer maximum impact when used with Real Fyre® Fyre Gems or Fyre Glass. Available for Natural or LP gas.




## 3-Tiered Burner System (G31)\*

The New Real Fyre® G31 three(3)-tiered burner system creates high and full-bodied flame...while using fewer BTU's than other vented burner systems. This burner has 2 specially designed log sets...PLUS it is also compatible with 6 additional gas log sets from the Real Fyre® Vented Collection. (See pages 6 & 7)



## Radiant Fyre Burner System (G52)\*

This burner system Features an Exclusive stainless steel "booster grid" that acts as a catalyst to increase the intensity of the fire. It offers multiple control options including remote, manual and match lit. Compatible with Charred Evergreen Oak & Charred Evergreen Split Oak logs only. Available for Natural or LP gas. (See pages 4 & 5)



## Epic Burner (EC)

The Epic Burner is designed for use with the Mammoth Pine and is ideal for commercial applications such as restaurants and hotel lobbies. Available in 24"-60" sizes, its clean-burn requires no granules or embers.

\*These burners are shown with optional control system.



# SAFETY VALVES & CONTROL OPTIONS



## High Capacity, 110V Electronic Valve Kit (EPK-3V-TR)

High Capacity (up to 260,000 BTU's), 110 Volt Powered Electronic, non-standing pilot system with variable flame height control. Includes: Variable Transmitter, Receiver, and High Capacity Transformer.




## 110 Volt Electronic Valve Kit (EPK-2V-TR)

110 V Powered Electronic, IPI system with variable flame height control. Enclosed to protect components if used outdoors. Includes: Variable Transmitter, Receiver, and Transformer.



## Electronic Pilot Kit w/Hot Surface Ignition (EPK-05)

AC Powered Electronic Pilot System with Hot Surface Ignition and Smart Valve. Includes RR-1A remote control.



## 110V Electronic Valve Kit (EPK-1M-AD)

110 Volt Electronic, non-standing pilot system designed to be installed outside the firebox. Includes Adapter Plug & Mounting Bracket.



## Electronic Pilot Kit (EPK-2)

This New Electronic Pilot Kit with Transmitter & Receiver features a flame sensing pilot activation and low profile valve, no standing pilot and manual or remote operation. Includes RR-1A remote control.



## Electronic Pilot Kit (EPK-1)

Automatic remote pilot lighting system. Features flame sensing pilot activation and no standing pilot. Remote control or manual option. RR-1A remote control transmitter included.



## Low Profile Automatic Pilot Kit (APK-17)

APK-17 low profile and small footprint valve system maximizes flame presentation and allows adjustment of flame height with remote control. New features include: triple heat shield & new angled nipple coupling that elevates the valve for easier installation and operation. VR-1A remote control transmitter included.



## Variable Automatic Pilot Kit (APK-15)

Allows adjustment of flame height and heat output with a remote control. Decorative wood chunk, heat shield included, and VR-1A remote control transmitter included.




## Automatic Pilot Kit (APK-11)

Automatic remote lighting safety pilot system. Operated by on/off switch and/or remote control. Heat shield included, and RR-1A remote control transmitter included.



## High Capacity Automatic Pilot Kit (APK-10)

High volume (up to 260,000 BTU's) on/off remote control with standing pilot. RR-1A included.



## Low Profile Safety Pilot Kit (SPK-26)

Low profile, manual valve control with removable knob handle. Double Heat shield included to keep the valve cooler.



## Manual Valve (AV-17/AV-18)

Manual on/off Valve with knob handle or extension handle. Fits all burner Systems

All valves may be purchased for Natural or Propane Gas.



## ON/OFF REMOTE CONTROL OPTIONS



**RR-1A**

Standard on/off remote control.

**RR-2A**

Deluxe on/off remote control. Temperature display and thermal control function.

## VARIABLE FLAME REMOTE CONTROL OPTIONS



**VR-1A**

Standard variable flame height remote control.

**VR-2A**

Deluxe variable flame height remote control. Thermal control temperature display.

## REMOTE / VALVE COMPATIBILITY

REMOTE SYSTEM	EPK-1	EPK-2	APK-10	APK-11	APK-15	APK-17
RR-1A	•	•	•	•		
VR-1A					•	•
RR-2A	•	•	•	•		
VR-2A					•	•
WS-1	•	•	•	•		
WS-2	•	•	•	•		
WS-3					•	



**WS-1**

Wall switch for log set on/off controls.



**WS-2**

Wall switch with log set on/off controls with timer.



**WS-3**

Wall switch for log set on/off control (APK-15 ONLY)

## BURNER SIZES CHART

BURNER SYSTEM	12"	16"	18"	19"	20"	24"	30"	33"	36"	39"	42"	48"	60"
G4	•	•	•	•	•	•	•	•	•	•	•	•	•
G4 SEE-THRU (see page 15)	•	•	•	•	•	•	•	•	•	•	•	•	•
G45	•	•	•	•	•	•	•	•	•	•	•	•	•
G45 STAINLESS STEEL	•	•	•	•	•	•	•	•	•	•	•	•	•
G45 SEE-THRU (see page 15)	•	•	•	•	•	•	•	•	•	•	•	•	•
G45 WITH ASSEMBLED VALVE**	•	•	•	•	•	•	•	•	•	•	•	•	•
G45 SEE-THRU WITH ASSEMBLED VALVE**	•	•	•	•	•	•	•	•	•	•	•	•	•
G46**			•		•	•	•						
EC** (see page 15)						•	•		•			•	•
EC SEE-THRU**						•	•		•			•	•
P/PB	•	•		•	•	•	•	•	•		•		
P45			•			•	•						
G52**			•		•	•	•						
G31**			•			•	•	•		•			

## BURNER / VALVE COMPATIBILITY CHART

CONTROL MODEL	BURNER SIZE	
	G4 & G45 STANDARD	G45-2 SEE-THRU
SPK-26	12"-42"	16"-30"
SPK-26P	12"-60"	16"-60"
APK-10 / APK-10P	12"-60"	16"-60"
APK-11	12"-30"	16"-18"
APK-11P	12"-60"	16"-36"
APK-15	12"-30"	16"-18"
APK-15P	12"-60"	16"-36"
APK-17	12"-42"	16"-30"
APK-17P	12"-60"	16"-60"
EPK-1	12"-30"	16"-18"
EPK-1P	12"-60"	16"-60"
EPK-1M-AD	12"-30"	18"
EPK-1M-AD/LP	12"-60"	16"-60"
EPK-2	12"-42"	16"-30"
EPK-2P	12"-60"	16"-60"
EPK-2V-TR	12"-42"	16"-30"
EPK-2VP-TR	12"-60"	16"-60"
EPK-3V-TR	12"-60"	16"-60"
EPK-3VP-TR	12"-60"	16"-60"
EPK-05	12"-60"	16"-60"
EPK-05P	12"-60"	16"-60"

Add a "P" for propane

\*\* Listed burners for certain geographical areas include assembled valve. See your dealer if these burners are required for your area.



CRAFTED WITH PRIDE  IN THE USA

 **realfyre™**  
PREMIUM GAS LOGS

14724 PROCTOR AVE. CITY OF INDUSTRY, CA 91746  
WWW.REALFYRE.COM

## REAL FYRE® VENTED GAS LOG SETS LIMITED WARRANTY HIGHLIGHTS

ALL PETERSON VENTED CERAMIC REFRACTORY GAS LOGS ARE WARRANTED FOR AS LONG AS YOU OWN THEM (LIFETIME).  
ALL PETERSON VENTED BURNERS ARE WARRANTED FOR TEN (10) YEARS. SPK-26 CONTROLS ARE COVERED BY A THREE (3) YEAR "ALL PARTS" WARRANTY; THE APK-17 VALVE IS WARRANTED FOR TWO (2) YEARS. ALL OTHER PETERSON VALVES, PILOTS AND CONTROLS ARE COVERED BY A ONE (1) YEAR LIMITED WARRANTY (EXCLUDING BATTERIES).

Real Fyre® Charred Majestic Oak (CHMJ) Gas Logs shown in Estate Series Fireplace by Lennox on front cover  
Real Fyre® Woodstack (WS) Gas Logs (w/woodchip ring, pine cone, & acorns) shown in Estate Series Fireplace by Lennox on back cover

**The Robert H. Peterson Co. reserves the right to amend product specifications without prior notice.**

Real Fyre® Gas Logs are accepted by national and local building codes and authorities, and are available with one or more of the following listings or certifications: CSA, RADCO, OMNI, ICC

Proud members of Hearth, Patio and Barbecue Association (HPBA), National Propane Gas Association (NPGA), and National Fireplace Institute (NFI) Advocate.



L-A1-01816

