

# ProBuilder Series™ 42 Linear Gas Fireplace



## Urban Artistry

The ProBuilder Series™ 42 Linear gas fireplace is the smallest model in the ProBuilder line-up, which makes it ideal for smaller living spaces such as bedrooms or family rooms. The ProBuilder Series™ 42 Linear features sleek, elegant styling and a contemporary fire viewing area that showcases tall dancing flames. This fireplace is designed to provide comforting radiant heat plus excellent natural convection to homes and living spaces up to 1,250 square feet.



[www.fireplacex.com](http://www.fireplacex.com)

# ProBuilder Series™ 42 Linear Gas Fireplace



## FEATURES YOU'RE GOING TO LOVE

- Available in two models:
  - Standing Pilot Millivolt (no electrical hookup required).
  - GreenSmart® Basic 2 (GSB2). featuring GreenSmart Pilot (Requires electrical hook-up)
- 42" W x 15" T tempered glass viewing area.
- Glass barrier screen is flush to wall.
- Easy access gas controls.
- Sleek linear style with beautiful flame presentation.
- Heavy gauge 16-18 steel construction.
- Can operate in a power outage.

## OPTIONS

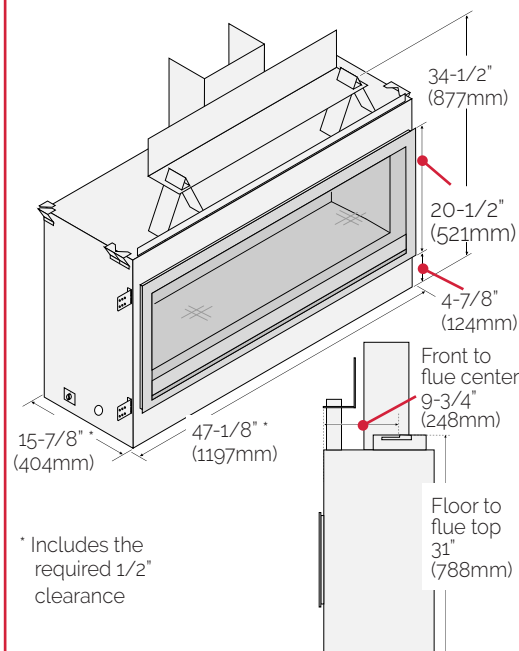


- Wall mounted GreenSmart® Basic Remote
- 180 CFM Convection Fan
- Black Glass Fireback
- Underlit Accent Lights
- Multiple media options: Colored Glass, Stones and Twigs/Classic Logs
- The CoolSmart™ Wall transfers heat to a vent near the ceiling, allowing you to safely add a television above the fireplace.

## SPECIFICATIONS

- Heating Capacity\*: Up to 1,250 Sq. Ft.
- Maximum BTU Input (NG/LP): 25,000 Per Hour with 50% turndown.
- P4 Efficiency: GSB: 65.74% (NG) 66.88% (LP)  
MV: 64.80% (NG) 65.89% (LP)
- AFUE: 67.1% (NG & LP).
- Weight: 165 lbs. (75 kg).

\*Heating capacity will vary with floor plan, insulation, and outside temperature.

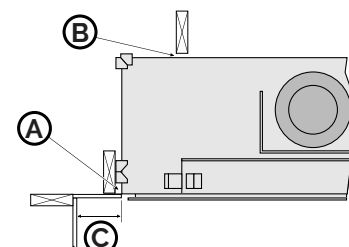


\* Includes the required 1/2" clearance

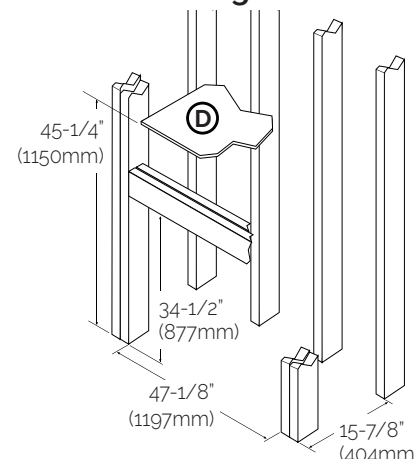
## INSTALLATION

### Clearances

- (A) To Side of Fireplace 1/2" (13mm).
- (B) To Back of Fireplace 1/2" (13mm).
- (C) 0" clearance to combustible side facing or walls.



### Minimum Framing




- (D) The fireplace enclosure must be a minimum 45-1/4" (1150mm) tall. Do not build into the fireplace enclosure.



www.fireplacex.com

Manufactured By  
Travis Industries, Inc.  
Mukilteo, WA

Travis Gas Fireplaces. Stoves and Inserts are protected by one or more of the following patents; U.S. 8,469,021, 7,066,170, 6,602,068, 6,443,726, 6,953,037; Canada 2755517 as well as other U.S. and Foreign Patents pending.



98800817 © 2018 T. I.