

AGP™ PELLET STOVE & INSERT



NEVER BE COLD AGAIN!




EASY TO LIVE WITH...

WHY DO WE CALL IT THE AGP?



Designed to burn all grades of wood pellets



HRD Rotary Disc Feed System



Watch a video on how the HRD works



Stainless Steel Burn Platform

We've designed the AGP insert and freestanding stove to burn "All Grades of Pellets". From the hopper to the ashpan, we have created features that allow you to burn low grade wood pellets as efficiently and effectively as possible. These AGP units are extremely clean-burning, emitting less than one gram of emissions per hour.

EPA Certified Emissions and Efficiency

Emissions: STOVE - 0.67 Grams/Hr* INSERT - 0.66 Gram/Hr*

Efficiency: 78%**

**Emissions number was achieved using the EPA method 5-G and 28A*

***Not tested for efficiency. The 78% value is a default efficiency applied by the EPA to non-catalytic pellet heaters.*

With a unique fuel delivery system we've eliminated many of the maintenance headaches previously associated with owning a pellet stove or insert.

- NO overfeeding = NO wasted, unburned pellet fuel
- NO problem with pellet fines blocking the auger
- NO burn backs, insuring safe operation

The heart of the system is the Horizontal Rotary Disc (HRD). Its purpose is twofold:

- It controls the amount of fuel that leaves the hopper and enters the auger
- There is no direct path between the burning fuel and hopper, thus eliminating any chance of burn backs

As the layered disc rotates, fuel leaves the hopper and enters the holding area, which is the space between the hopper and the auger. The disc rotates 180 degrees before the holding area opens, allowing the fuel to drop onto the auger. By doing this the two openings (upper and lower) are never simultaneously aligned, thus delivering a precise amount of fuel and eliminating any chance of a burn back.

The horizontal auger moves the fuel from the drop zone to the inclined platform. By being horizontal it offers two distinct advantages:

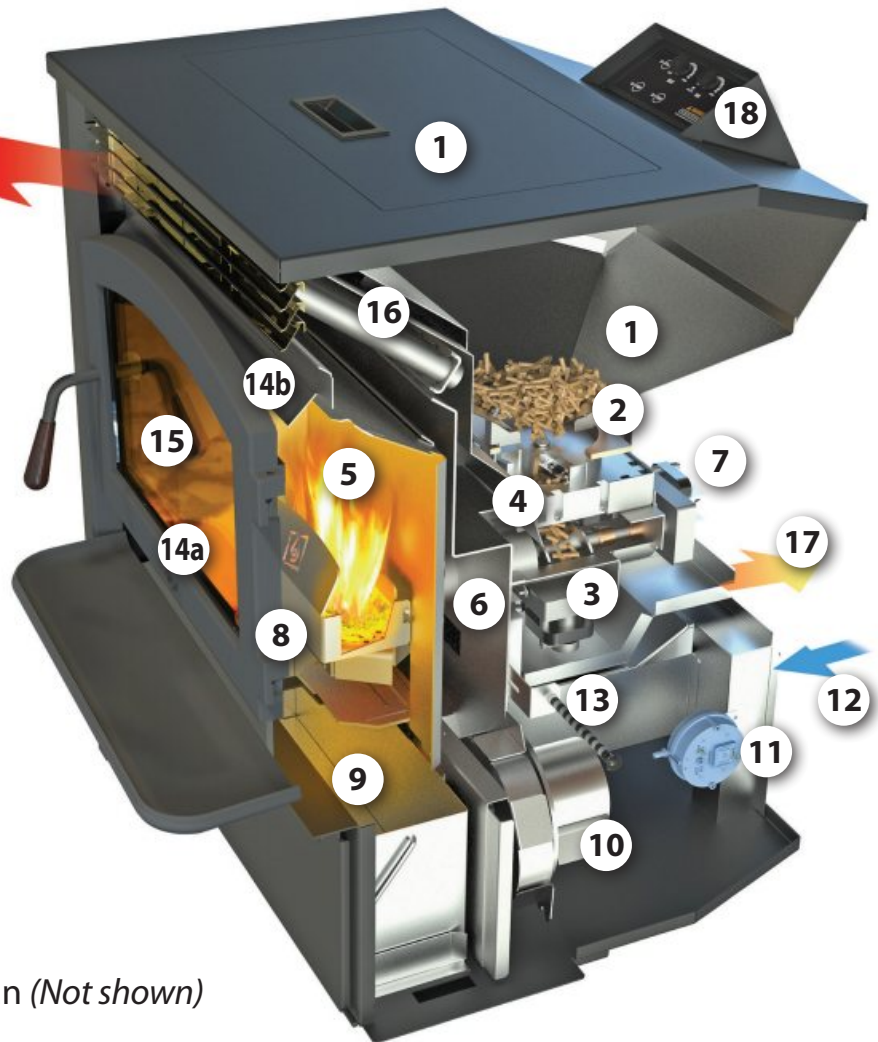
- Along with the pellets it moves the pellet fines onto the burn platform to be burned, instead of causing a potential maintenance issue = more heat, less waste.
- Less stress on the auger motor = long life with years of smooth, quiet operation.

Burn platform: This is where intense combustion occurs. The design and materials used in the burn platform have everything to do with the long life of the components and a happy homeowner. The burn platform is made of long-life, high-grade 309 stainless steel that is 3/16" thick. The inclined floor of the burn platform is at a 14 degree angle which is very important to the combustion performance. At 14 degrees it is self-tuned to burn the fuel completely and still maintain its self-cleaning benefit. As new fuel enters the platform, ash and particulate matter is pushed into the ashpan for easy removal as routine maintenance dictates. By being self-cleaning, the homeowner is rarely required to remove any unburned clinkers- but if necessary, to assist the system burn platform clean out tool provided does it with ease.

EASY TO OWN!



1. 80 lbs. Capacity Hopper
2. Horizontal Rotary Disk (HRD)
Feed with Case Hardened,
Replaceable Shear Blade
3. Drive Motor for HRD
4. Pellet Holding Chamber
5. Fire Chamber
6. Primary Fuel Feed Push Auger
7. Drive Motor for Auger
8. Stainless Steel Burn Platform
9. Ash Pan
10. 165 CFM Combustion Fan
11. Negative Pressure Flow Switch
12. Outside Combustion Air
13. Combustion Air Restrictor
- 14a. Air Wash (Bottom)
- 14b. Air Wash (Top)
15. Ceramic Glass Door
16. External Heat Exchange Tubes
17. 3" Exhaust
18. Easy to Understand Controls
19. High Heat Transfer Convection Fan (*Not shown*)



STATE-OF-THE-ART CONTROL PANELS

The operation is controlled by an easy to understand control board.



Simple To Use Control Panel
on AGP Stove

Seven control functions and features:

- | | |
|-----------------|---|
| 1. Start Button | - Starts the units |
| 2. Stop Button | - Stops the units |
| 3. Heat Control | - Adjust the heat output from low to high.
1.4 lbs. – 5 lbs. per hour |
| 4. Fan Control* | - Adjust the room air fan to move air
through the units and into the home. |
| 5. Thermostat | - Allows the units to be controlled by a
remote thermostat. |
| 6. LED Light | - Illuminates panel for easy reading
of controls. AGP Insert Only. |
| 7. System Fuse | - Easy access to replace the fuse if
needed AGP Insert Only. |

* Combine the heat and fan functions to operate together. Simply turn the fan control all the way to the left until the BLUE "Auto Fan" light illuminates.



Simple To Use Control
Panel on AGP Insert

AGP™ PELLET STOVE



Watch the AGP
Stove
Homeowner's
Video.

EPA Certified
Only 0.67 Grams/Hour

MODEL OPTIONS

The Lopi AGP Pellet Stove is available in three finishes, Black Paint, Rust Patina* and Stainless Steel.

**The very popular Rust Patina is unique on each model due to the hand applied method of the finish.*



Black Paint



Rust Patina*



Stainless Steel

Hopper Capacity	Heating Capacity**	Burn Times	Turn Down Ratio	Btu/Hour Range***	Burn Rate Per Hour	Glass Area
80 lbs.	800 to 2,000 Sq. Ft.	On Low - 57 Hours On High - 16 Hours	72%	Low - 11,480 High - 41,000	1.4 lbs. on Low 5 lbs. on High	127 Sq. In.

** HEATING CAPACITY may vary depending on the degree of home insulation, floor plan and ambient temperature zone of the area in which you live. BTU/Hour range will vary with the quality, size and brand of pellets used.

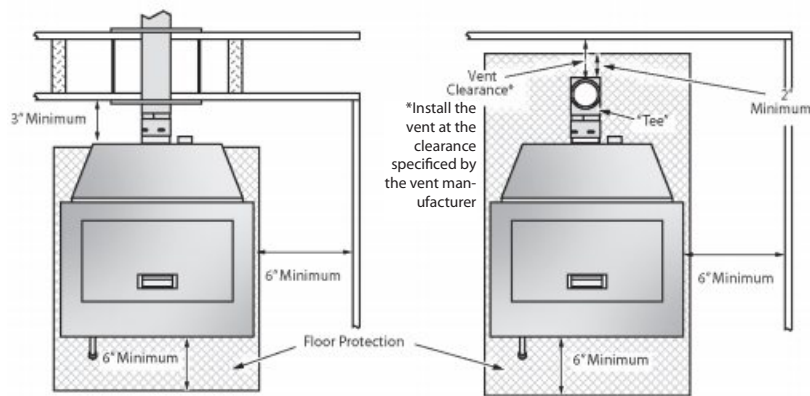
*** Based on 8,200 BTUs per pound.

AGP STOVE

The AGP Pellet Stove offers all the benefits of wood heating plus fuel that is clean, compact and easy to use. This free-standing stove is ideal for heating any medium to large living space, giving off a radiant warmth for up to 2,000 square feet. The roaring flames are surrounded by a beautifully arched door that presents a timeless look and will accompany any personal style. The fire viewing area features a super-efficient airwash system to keep the glass clean. With a large, easily removable ashpan and an 80lb. hopper capacity, this stove has the ability to produce extremely long burn times up to 57 hours when burning on a low setting. The AGP freestanding stove is also considered a very clean-burning appliance- producing less than one gram of emissions per hour. The HRD™ rotary feed system prevents over feeding, blockage and burn backs to make for hassle-free operation.

Straight -Through The Wall Installation

Interior Vertical Vent Installation



MINIMUM CLEARANCES TO COMBUSTIBLE WALLS

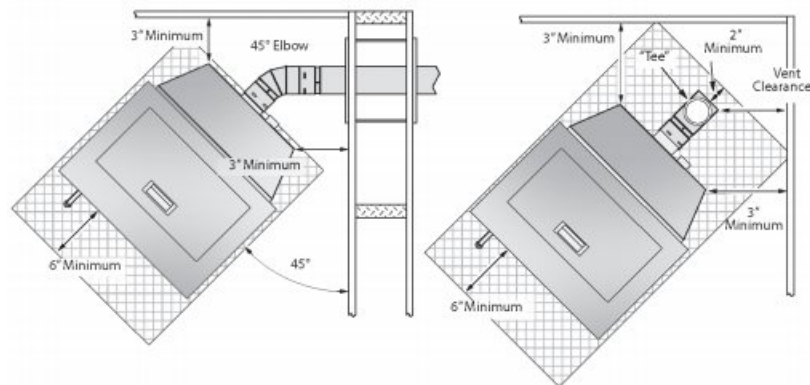
Stove clearances measured from top of stove. Connector clearances measured from exhaust vent.

FLOOR PROTECTION

The pellet stove must be installed on a non-combustible surface protector extending the full width and depth of the heater and extending 6" (153mm) in front and 2" (51mm) to each side and under the rear exhaust Tee. Hearth protection must be a minimum .018" thick (26 gauge).

Corner - Through The Wall Installation

Interior Vertical Vent Installation



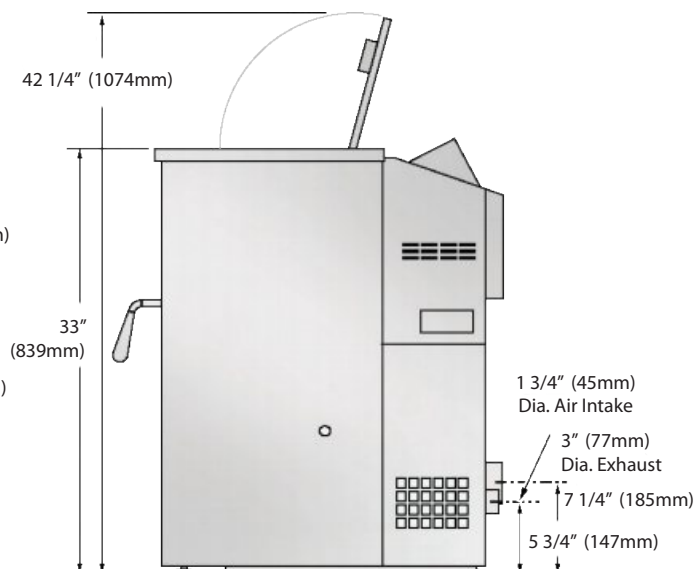
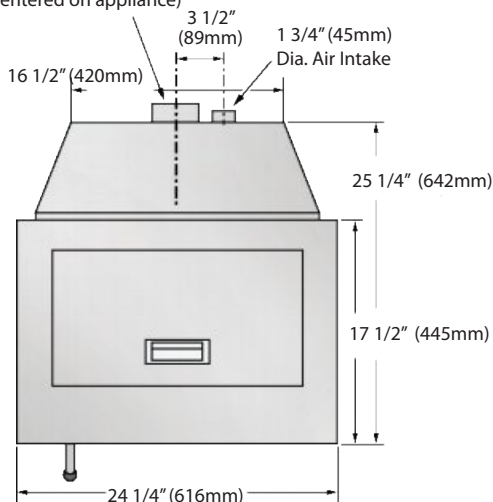
ALCOVE REQUIREMENTS

When installed in an alcove with a ceiling height less than 7 ft (2.134 M).

- Minimum Height is 60" with 6" side and 3" rear clearance to wall.
- Minimum Width is 36-9/16" with min. clearance of 3" for horizontal venting.
- Maximum depth is 48" with minimum clearance of 2" from pipe for vertical venting.

STOVE DIMENSIONS

3" (77mm) Dia. Exhaust
(centered on appliance)



AGP™ PELLET INSERT



Watch the AGP
Insert
Homeowner's
Video.



EPA Certified
Only 0.66 Grams/Hour

MODEL OPTIONS

The Lopi AGP Pellet Insert is available in three finishes, Black Paint, Rust Patina* and Stainless Steel.

**The very popular rust patina is unique on each model due to the hand applied method of the finish.*



Black Paint



Rust Patina*



Stainless Steel

Adjustable Hopper	Heating Capacity**	Burn Times*	High to Low Turn Down*	Btu/Hour Range***	Burn Rate Per Hour*	Glass Area
40 to 70 lbs.	Up to 2,000 Sq. Ft.	On Low - 50 Hours On High - 28 Hours	72%	Low - 11,480 High - 41,000	1.4 lbs. on Low 5 lbs. on High	127 Sq. In.

** HEATING CAPACITY may vary depending on the degree of home insulation, floor plan and ambient temperature zone of the area in which you live. BTU/Hour range, Turn down ratio and burn times will vary with the quality, size and brand of pellets used. Burn times based on 70 lb. fuel load.

*** Based on 8,200 BTUs per pound.

AGP INSERT

The AGP insert employs the same innovative technology as the AGP freestanding stove, but is ideal for converting an inefficient, open fireplace into a beautiful source of heat for your home. This environmentally sound way to heat your home produces less than one gram of emissions per hour and burns ALL GRADES of wood pellets that are made from all-natural wood by-products. This low maintenance insert comes standard with an easy removal ashpan and its HRD delivery system that prevents blocking, jamming and burn backs. Up to 70lbs. of pellets can be loaded into the large hopper at once, allowing for long burn times and less time spent loading the hopper.

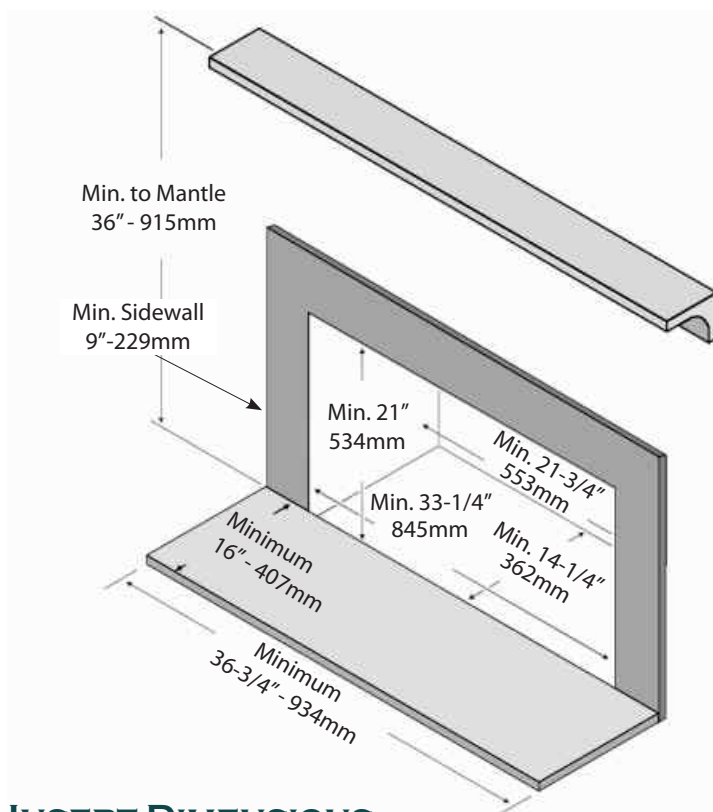
PELLET INSERT VENTING

Lopi has partnered with Duravent Mfg. to offer two great cost effective venting options specifically designed for the AGP insert. Ask your Lopi Dealer for details.

3" AGP Pellet Insert Masonry 20' Liner Kit Part # 98900052

4" AGP Pellet Insert Masonry 35' Liner Kit Part # 98900053

MINIMUM FIREPLACE CLEARANCES



FLOOR PROTECTION

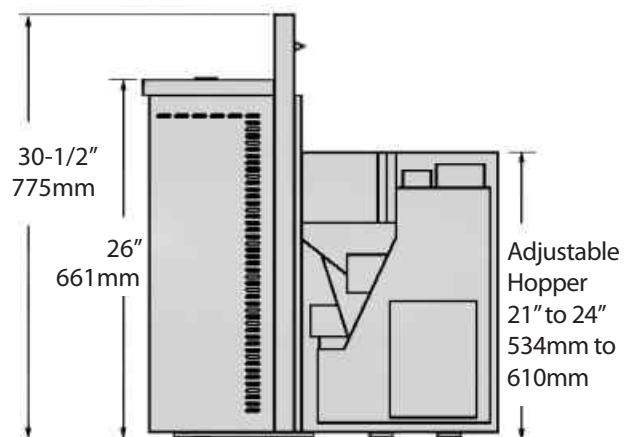
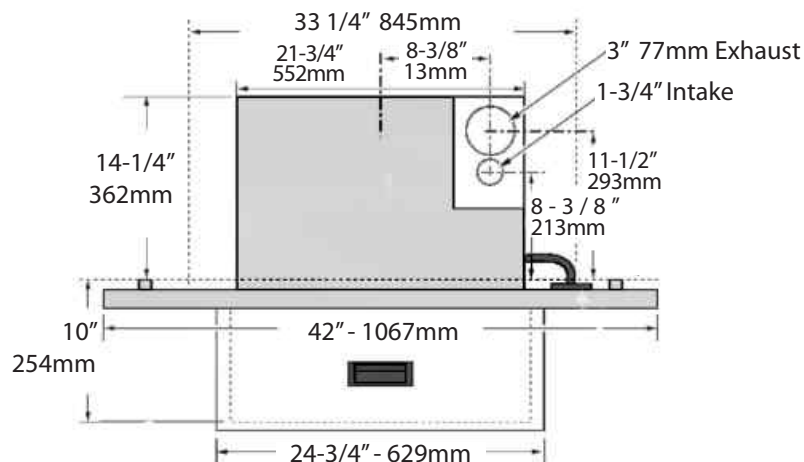
The pellet insert must be installed on a non-combustible surface. A non-combustible hearth must extend 6" to the front and sides of the firebox opening. Hearth protection must be a minimum .018" thick (26 gauge).

NO FIREPLACE, NO PROBLEM

An optional ZC kit is available for homeowners who do not have a fireplace but would like to achieve the look of one. It is also ideal for new construction and remodels without fireplaces. This new ZC kit features a wide interior design that makes for easy installation and service of the AGP pellet insert. It includes a non-combustible floor panel, top or rear venting options, and knock-outs on both sides for the Insert Wiring Kit.



INSERT DIMENSIONS





CHILD SAFETY

If you have small children at home or visiting, we recommend you purchasing a safety screen or guard to prevent accidental contact with the hot surfaces of the stove.

TESTING

Listed Pelletized Solid Fuel Burning Appliance. Also for use in mobile homes. Certified for the US and Canada.

Conforms to ASTM E1509-04, Room Heater Pellet Burning Type (UM) 84 HUD; Certified to ULC S627. Tested and listed for mobile homes in accordance with OAR 814-23-900 through 814-23-909. Tested and Listed by Intertek.

ELECTRICAL SPECIFICATIONS

- Electrical Rating..... 115 Volts, 3 Amps, 60 Hz
- Watts during Start-Up Sequence..... 350 (approximately)
- Watts during Operation..... 250 (approximately)

Use the installation illustrations as a guide only. For complete installation instructions please refer to your Lopi Dealer or go to the AGP Pellet Insert product page at www.LopiStoves.com.

NOTE: Improper installation of your pellet appliance or failure to operate it in accordance to the guidelines detailed in the Owner’s Manual may negate your warranty and endanger your home and family.

YOUR LOPI AUTHORIZED DEALER:



www.lopistoves.com
Manufactured in
Mukilteo, WA